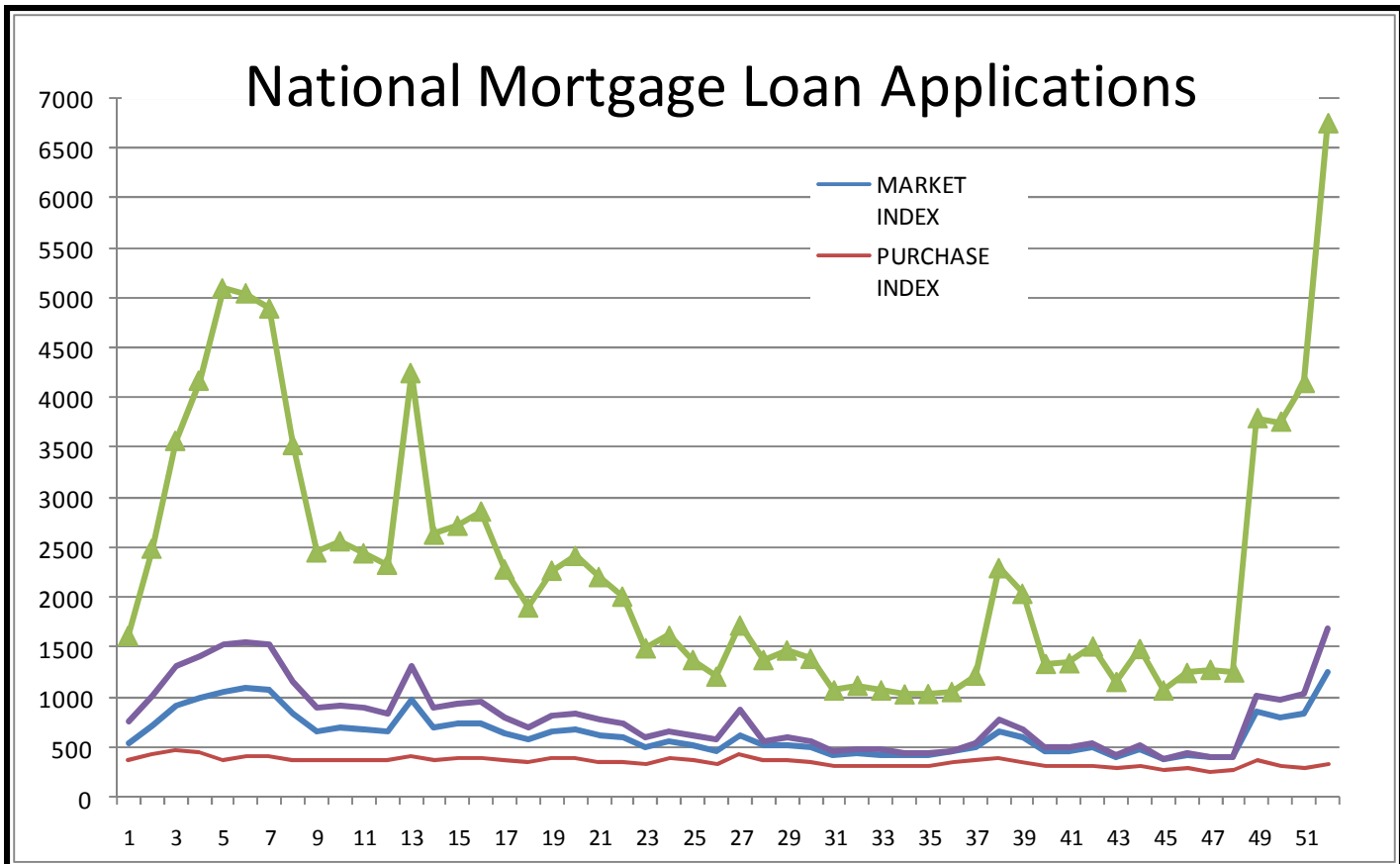
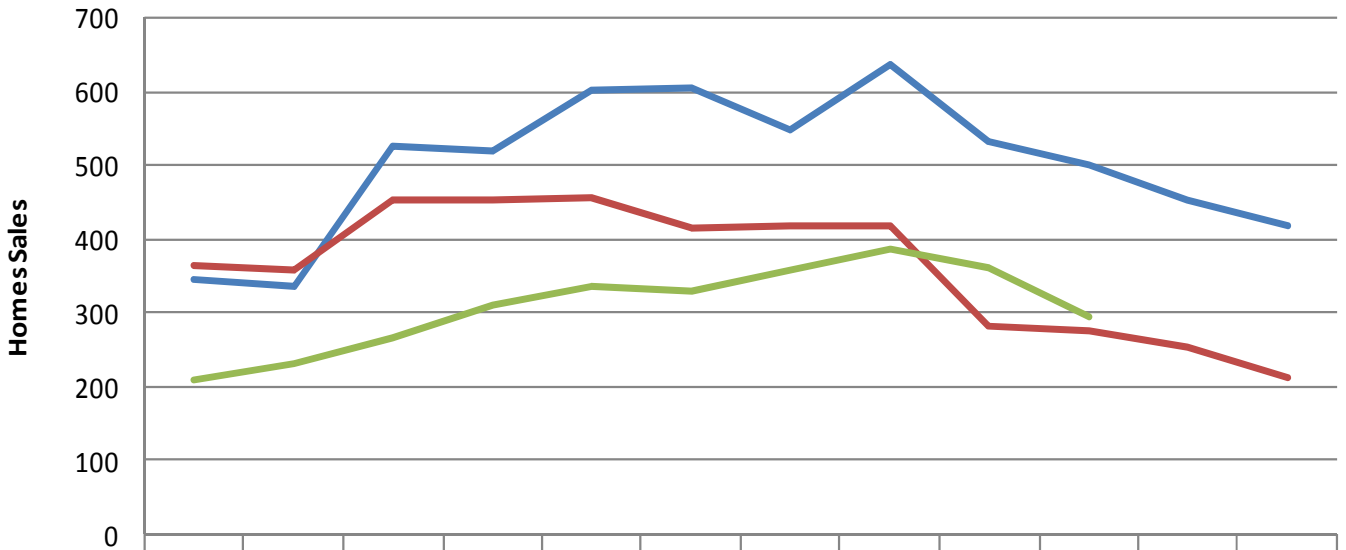


South Ogden	801 475-4410	Layton	801 773-9806
Salt Lake	801 264-0700	Sandy	801 208-2000
Tooele	435 882-5510	Grantsville	435 884-3221
Orem State St.	801 932-1013	Orem Center St.	801 221-9277
Spanish Fork	801 794-2115	Park City	435 649-6655
Cedar City	435 586-5601	St. George	435 634-5080
West Haven (Corporate offices) 2037 West Commerce Way, Ogden, UT 84401 - 801 399-3544			



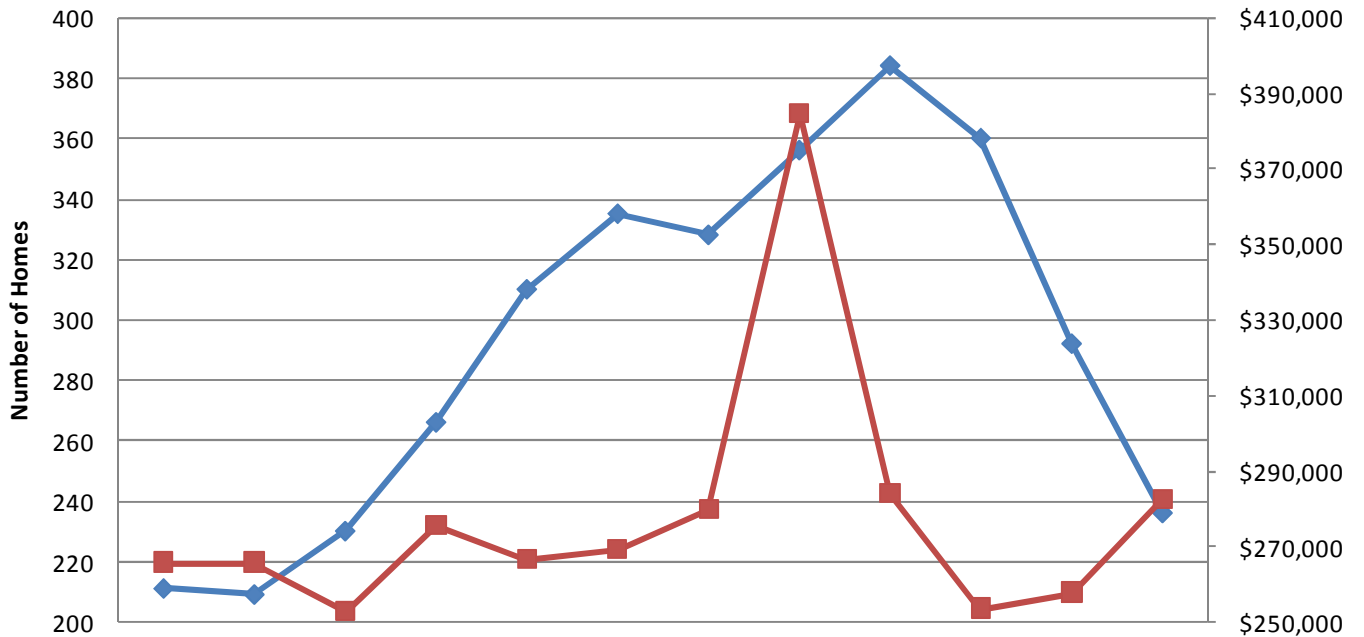
Seasonally adjusted indices from the Mortgage Bankers Association of America (MBA) shows the major loan application indices for the past 52 weeks. For the week ending December 19, 2008 all indices increased an overall average of 46%. The Refi Index was up 63%, the Conventional Index up 63%, the Market Index up 48%, and the Purchase Index up 11%. For more information go to

Utah County Single Family Home Sales



	1	2	3	4	5	6	7	8	9	10	11	12
— 2006	344	336	526	520	601	604	549	636	531	499	453	417
— 2007	362	356	452	452	454	413	417	417	281	273	251	211
— 2008	209	230	266	310	335	328	356	384	360	292		

Utah County Single Family Homes



	Dec-07	Jan-08	Feb-08	Mar-08	Apr-08	May-08	Jun-08	Jul-08	Aug-08	Sep-08	Oct-08	30-Nov
◆ Homes Sold	211	209	230	266	310	335	328	356	384	360	292	236
■ Avg. Price	\$265,682	\$265,580	\$252,760	\$275,554	\$266,500	\$269,120	\$279,638	\$384,326	\$283,823	\$253,524	\$257,640	\$282,449

You are receiving this e-mail Market Data Report from Inwest Title Services, Inc. as a means to keep you posted on local, state, and national market trends.

It is our pleasure to compile and supply you with this information on a regular basis. If you wish to discontinue receiving this report, please respond with "Unsubscribe" in the Subject Line.

